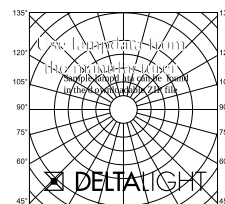
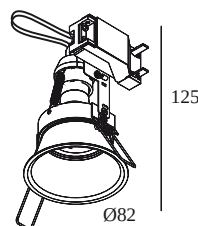




DEEP RINGO Hi SI

202 11 26 B

AVAILABLE IN
BLACK 202 11 26 B
WHITE 202 11 26 W



 [View on website](#)



General info	
LOCATION	indoor
INSTALLATION	Ceiling Recessed
CUTOUT SHAPE/SIZE (MM)	round - 76
RECESSED DEPTH (MM)	125
THICKNESS OF MOUNTING SURFACE (MM)	max.15
INGRESS PROTECTION	IP20
WEIGHT (KG)	0.1
ADJUSTABILITY	non adjustable

Electrical info	
CLASS	II
DIM TYPE	mains (phase cut-off)


Lightsource info	
LIGHTSOURCE NAME	GU10
MIN. DISTANCE TO LIGHTSOURCE (M)	0,5

Remarks
lamp not included

Options
PLASTERKIT 101

For detailed installation instructions, please consult the manual : [202_11_26_HAND.pdf](#)

CEILING COMPATIBILITY

Ceiling Type	Mounting Kit
 System ceiling	-

DELTALIGHT

DEEP RINGO Hi SI

202 11 26 B



Plasterboard

-



Stucanet

 202 11 19 - PLASTERKIT 101

Required



Wood

-



Concrete + plaster

 202 11 19 - PLASTERKIT 101

Required



Lintel + plaster

 202 11 19 - PLASTERKIT 101

Required



Hollow-core slab + plaster

 202 11 19 - PLASTERKIT 101

Required



Stretched ceiling

-

FINISH YOUR SPECIFICATION

Plasterkits



202 11 19 PLASTERKIT 101



Cutout dimension (mm): 80 x 180

Notes: